

## Ludospot 50 Housings

LUDOSPOT 50 HOUSING SQUARE 110MM TILT WHT BLK

0005317



### Produkteigenschaften

- Recessed housing to use with Ludospot Integrated LED module 50mm - LED module not included. Die-cast aluminium body, square bezel with black reflector, horizontally adjustable 180° with cardanic system, vertical tilt 22°, IP20 degree of protection, white color RAL9016, outer dimensions without LED module: 110x110x38mm, cut-out Ø90mm. Suitable for internal environment only.



## PRODUKTÜBERSICHT

Produktbezeichnung	LUDOSPOT 50 HOUSING SQUARE 110MM TILT WHT BLK
Technologie	Zubehör
Gehäuse	Aluminium
Umgebung	Innenanwendungen
Allgemeine Anwendungsbereiche	Einzelhandel
ETIM Klasse	EC002557
Garantie	5 Jahre
Gehäusefarbe	RAL 9016 - Verkehrsweiß
IP Schutzart	IP20
IK Schutzart	IK03
EAN-Nummer	5410288053172

## DATENTABELLE

### Allgemeine Daten

Produktbezeichnung	LUDOSPOT 50 HOUSING SQUARE 110MM TILT WHT BLK
Technologie	Zubehör
Gehäuse	Aluminium
Umgebung	Innenanwendungen
Allgemeine Anwendungsbereiche	Einzelhandel
ETIM Klasse	EC002557
Garantie	5 Jahre

### Physikalische Daten

Gehäusefarbe	RAL 9016 - Verkehrsweiß
IP Schutzart	IP20
IK Schutzart	IK03
Länge Produkt (mm)	110
Nominale Produktbreite (mm)	110
Deckenausschnitt (mm)	90
Gewicht (kg)	0.2

### Verpackung

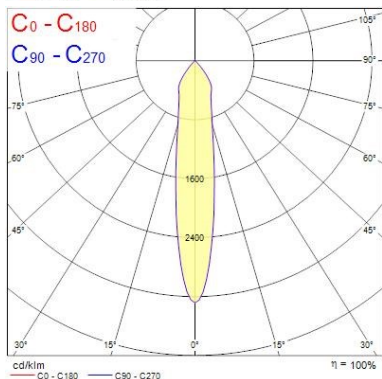
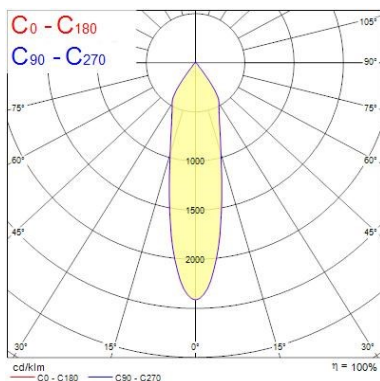
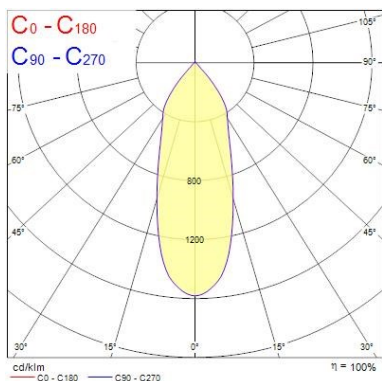
Verpackungstyp (Einzel)	Carton
EAN-Nummer	5410288053172

## Ludospot 50 Housings

LUDOSPOT 50 HOUSING SQUARE 110MM TILT WHT BLK  
0005317

Einzelverpackung Länge (cm)	11.5
Einzelverpackung Breite (cm)	11.5
Einzelverpackung Tiefe (cm)	4.5
DUN14 (innen)	15410288053179
Anzahl an Einheiten je Außenverpackung	50
Außenverpackung Länge (cm)	60.0
Außenverpackung Breite (cm)	24.5
Außenverpackung Tiefe (cm)	25.0

### PHOTOMETRIE



Distance [m]	Cone diameter [m]	E(0°) [lx]	E(C0) [lx]
0.5	0.22	9203	4319
1.0	0.44	2301	1080
1.5	0.66	1033	480
2.0	0.88	575	270
2.5	1.10	389	173
3.0	1.32	266	120

Distance [m] Cone diameter [m] Illuminance [lx]  
C0 - C180 (Half beam angle: 24.8°)

Distance [m]	Cone diameter [m]	E(0°) [lx]	E(C0) [lx]
0.5	0.33	5632	2424
1.0	0.66	1408	606
1.5	0.99	628	269
2.0	1.32	382	162
2.5	1.65	225	97
3.0	1.98	156	67

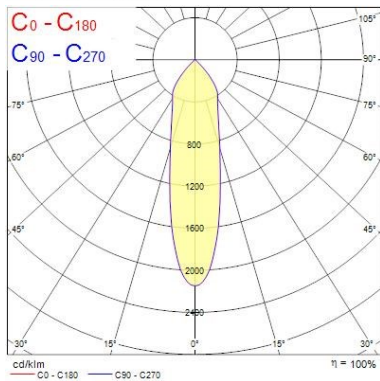
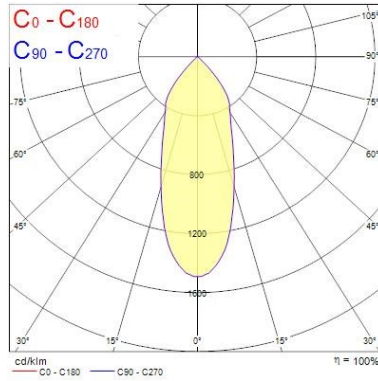
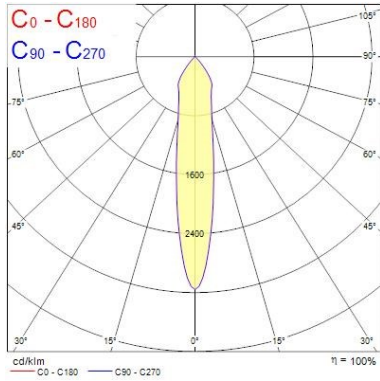
Distance [m] Cone diameter [m] Illuminance [lx]  
C0 - C180 (Half beam angle: 36.6°)

Distance [m]	Cone diameter [m]	E(0°) [lx]	E(C0) [lx]
0.5	0.33	5743	2462
1.0	0.67	1438	616
1.5	1.00	633	274
2.0	1.34	395	164
2.5	1.67	230	98
3.0	2.01	160	68

Distance [m] Cone diameter [m] Illuminance [lx]  
C0 - C180 (Half beam angle: 37.0°)

## Ludospot 50 Housings

LUDOSPOT 50 HOUSING SQUARE 110MM TILT WHT BLK  
0005317



Distance [m]	Cone diameter [m]	E(0°) E(C0)	E(0°) E(C270)	illuminance [lx]
0.5	0.16	11501	92° 5583	
1.0	0.32	2875	92° 139	
1.5	0.49	1278	92° 615	
2.0	0.65	719	92° 345	
2.5	0.81	480	92° 223	
3.0	0.97	319	92° 155	

Distance [m] Cone diameter [m]  
C0 - C180 (Half beam angle: 18.4°)

Distance [m]	Cone diameter [m]	E(0°) E(C0)	E(0°) E(C270)	illuminance [lx]
0.5	0.16	12610	91° 6129	
1.0	0.32	3182	91° 1552	
1.5	0.48	1401	91° 681	
2.0	0.64	798	91° 389	
2.5	0.80	504	91° 245	
3.0	0.96	350	91° 173	

Distance [m] Cone diameter [m]  
C0 - C180 (Half beam angle: 18.2°)

Distance [m]	Cone diameter [m]	E(0°) E(C0)	E(0°) E(C270)	illuminance [lx]
0.5	0.23	8492	13.0° 3927	
1.0	0.46	2102	13.0° 984	
1.5	0.69	944	13.0° 437	
2.0	0.92	501	13.0° 246	
2.5	1.15	340	13.0° 157	
3.0	1.39	236	13.0° 109	

Distance [m] Cone diameter [m]  
C0 - C180 (Half beam angle: 26.0°)

## TECHNISCHE ZEICHNUNGEN

