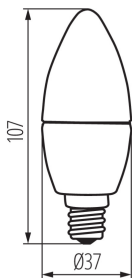


## 23430 DUN 6,5W T SMD E14-WW

LED light source

5905339234308



The small-size Kanlux DUN is a “candle-type” bulb with E14 screw. Durability of these light sources results from the combination of LED SMD diodes and ceramic housing. Kanlux DUN are characterised by high luminous efficiency. They are perfect for wall lamps and chandeliers in all places where we want to get a lot of light even though its source is small.

### GENERAL DATA:

**Colour:** white

**Lamp designed for decorative lighting:** Not applicable

**Compatible with a dimmer:** no

**Height [mm]:** 107

**Diameter [mm]:** 37

**Mercury content:** no

### TECHNICAL DATA:

**Rated voltage [V]:** 220-240 AC

**Rated frequency [Hz]:** 50/60

**Lamp-power factor:** 0.5

**Rated power [W]:** 6.5

**Material:** plastic

**Light source:** C37

**Diode type:** LED SMD

**Total rated luminous flux [lm]:** 600

**Colour temperature:** Warm white

**Colour temperature [K]:** 3000

**Colour uniformity [SDCM]:** ≤6

**Colour-rendering index Ra:** ≥80

**Cap:** E14

**Rated lamp-service life [h]:** 20000

**Number of on/off cycles:** ≥15000

**Rated beam angle [°]:** 210

**Rated light level [°]:** 210

**Light source EEL:** A+

**Lamp rated current [mA]:** 54

**Annual power consumption [kWh/1000h]:** 7

**Luminous efficiency of the lamp [lm/W]:** 92

**Ignition time [s]:** ≤0,5

**Lamp-heating time to 60% of the full luminous flux [s]:**  
Negligible

**Lamp-heating time to 95% [s]:** <2


**Lamp premature-failure indicator:** <5% po 1000h

**Lamp service life factor after the period of 6000h [%]:**  
≥90

**Luminous flux retention factor at the end of rated**

## 23430 DUN 6,5W T SMD E14-WW

LED light source



service life [%]:  $\geq 70$

Luminous flux retention factor after the period of 6000h [%]:  $\geq 80$

Declaration of equality in power rating [W]: 48

Light source shape: swieczka

### LOGISTIC DATA:

Unit of measurement: unit

Packaging method: 100

Number of units in the secondary packaging: 1

Number of units in the packaging: 100

Net unit weight [g]: 46

Grammage [g]: 60.3

Length of a unit pack [cm]: 4

Width of a unit pack [cm]: 4

Height of a unit pack [cm]: 11

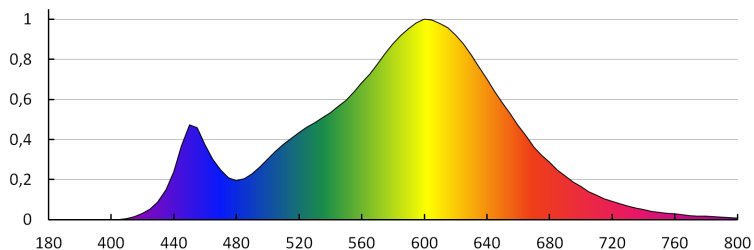
Weight of a cardboard box [kg]: 6.03

Width of a cardboard box [cm]: 23

Height of a cardboard box [cm]: 25

Length of a cardboard box [cm]: 42

Volume of a cardboard box [m<sup>3</sup>]: 0.02415



KANLUX S.A. (kat 23430) DUN 6,5W T SMD E14-WW / Krzywa rozsyłu światła (biegunowo)

Oprawa: KANLUX S.A. (kat 23430) DUN 6,5W T SMD E14-WW  
Lampa: 1 x DUN 6,5W T SMD E14-WW

