
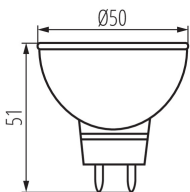


22705 TOMI LED5W MR16-CW

LED light source

5905339227058



Kanlux TOMI LED are MR16 type solid LED sources of classic look. Kanlux TOMI LED sources use hybrid heat sink construction thanks to which heat exchange with the environment is much more effective. The matt glass evenly diffuses the light with its illumination angle amounting to 120°.

GENERAL DATA:

Colour: white

Lamp designed for decorative lighting: no

Compatible with a dimmer: no

Height [mm]: 51

Diameter [mm]: 50

Mercury content: no

TECHNICAL DATA:

Rated voltage [V]: 12 AC 50/60Hz; 12 DC

Rated power [W]: 5

Lampshade material: plastic

Light source: MR16

Diode type: LED SMD

Total rated luminous flux [lm]: 390

Colour temperature: cold white

Colour temperature [K]: 5300

Colour uniformity [SDCM]: ≤6

Colour-rendering index Ra: ≥80

Cap: Gx5,3

Rated lamp-service life [h]: 25000

Number of on/off cycles: ≥15000

Rated beam angle [°]: 120

Rated light level [°]: 120

Light source EEL: A+

Lamp rated current [mA]: DC 415 / AC 520

Annual power consumption [kWh/1000h]: 6

Luminous efficiency of the lamp [lm/W]: 78

Ignition time [s]: ≤0,5

Lamp-heating time to 60% of the full luminous flux [s]:
Negligible

Lamp-heating time to 95% [s]: <2

Lamp premature-failure indicator: <5% po 1000h


Lamp service life factor after the period of 6000h [%]:
≥90

Luminous flux retention factor at the end of rated service life [%]: ≥70

Luminous flux retention factor after the period of 6000h [%]: ≥80

22705 TOMI LED5W MR16-CW

LED light source



Declaration of equality in power rating [W]: 35

Rated useful luminous flux [lm]: 310

Rated peak light intensity [cd]: 150

Light source shape: spot

LOGISTIC DATA:

Unit of measurement: unit

Packaging method: 10

Number of units in the secondary packaging: 10

Number of units in the packaging: 100

Net unit weight [g]: 44

Grammage [g]: 62.2

Length of a unit pack [cm]: 5

Width of a unit pack [cm]: 5

Height of a unit pack [cm]: 5.5

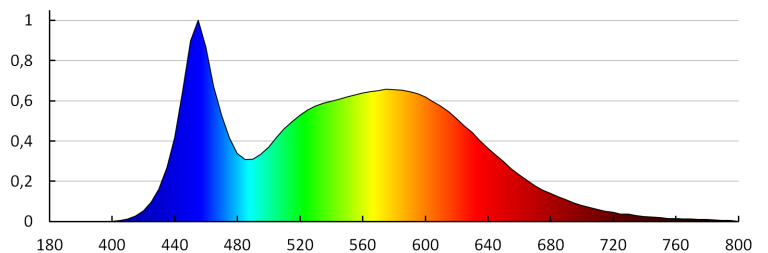
Weight of a cardboard box [kg]: 6.22

Width of a cardboard box [cm]: 28

Height of a cardboard box [cm]: 15

Length of a cardboard box [cm]: 54

Volume of a cardboard box [m³]: 0.02268



KANLUX S.A. (kat 22705) TOMI LED5W MR16-CW / LDC (Polar)

Luminaire: KANLUX S.A. (kat 22705) TOMI LED5W MR16-CW
Lamps: 1 x TOMI LED5W MR16-CW

